


OOQ's Building Energy Efficiency Potential



> oq.com > We Make More Possible



OQ AE is an Energy Transition Enabler for the group

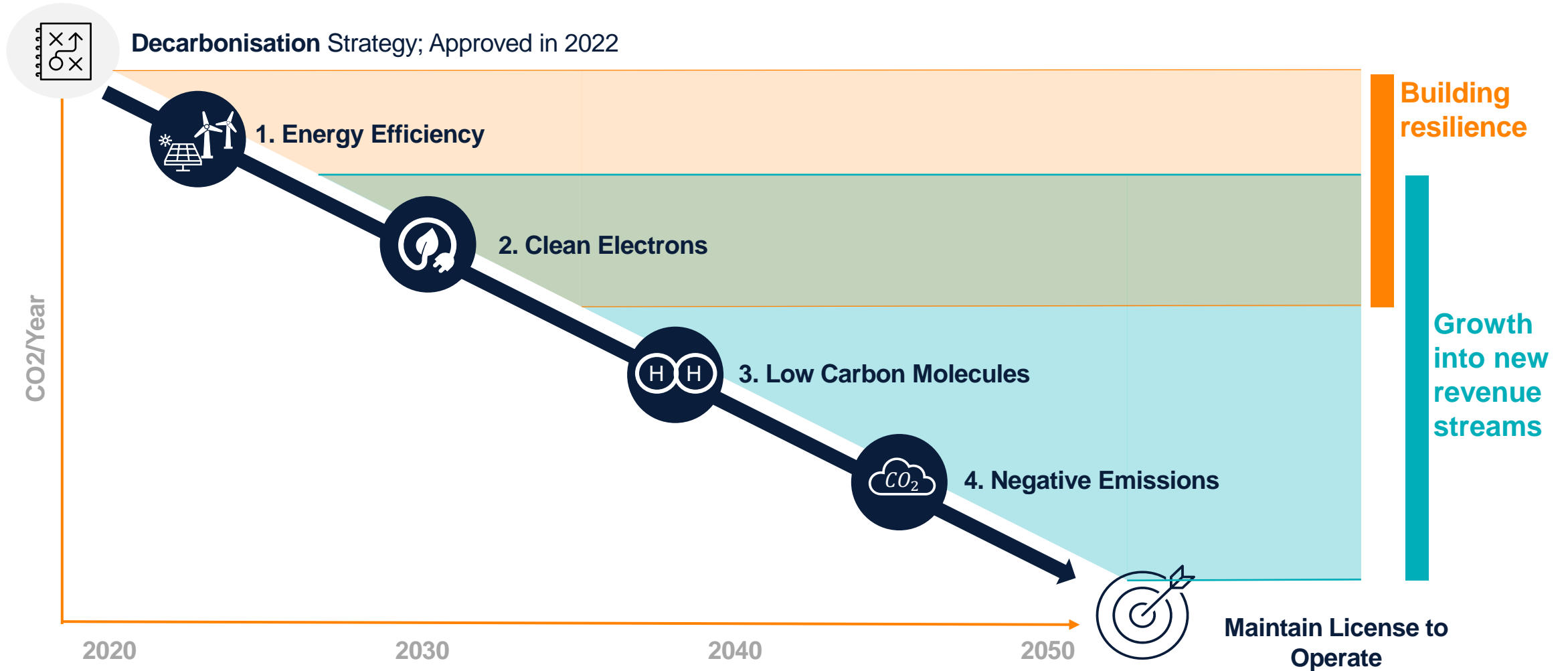
Net Zero has been institutionalized in the group

- Target of **25% scope 1 and 2 emissions reduction by 2030** and Net Zero by 2050 have been set
- **Decarbonization investment criteria** has been developed to ensure compliance of new investments

OQ AE Strategy

- **Decarbonization is at the heart of OQ AE's strategy** - decarbonization of OQ assets and ultimately the decarbonization of Oman

OQ AE has adopted **four clear pathways** to reduce OQ's carbon footprint and to diversify revenue



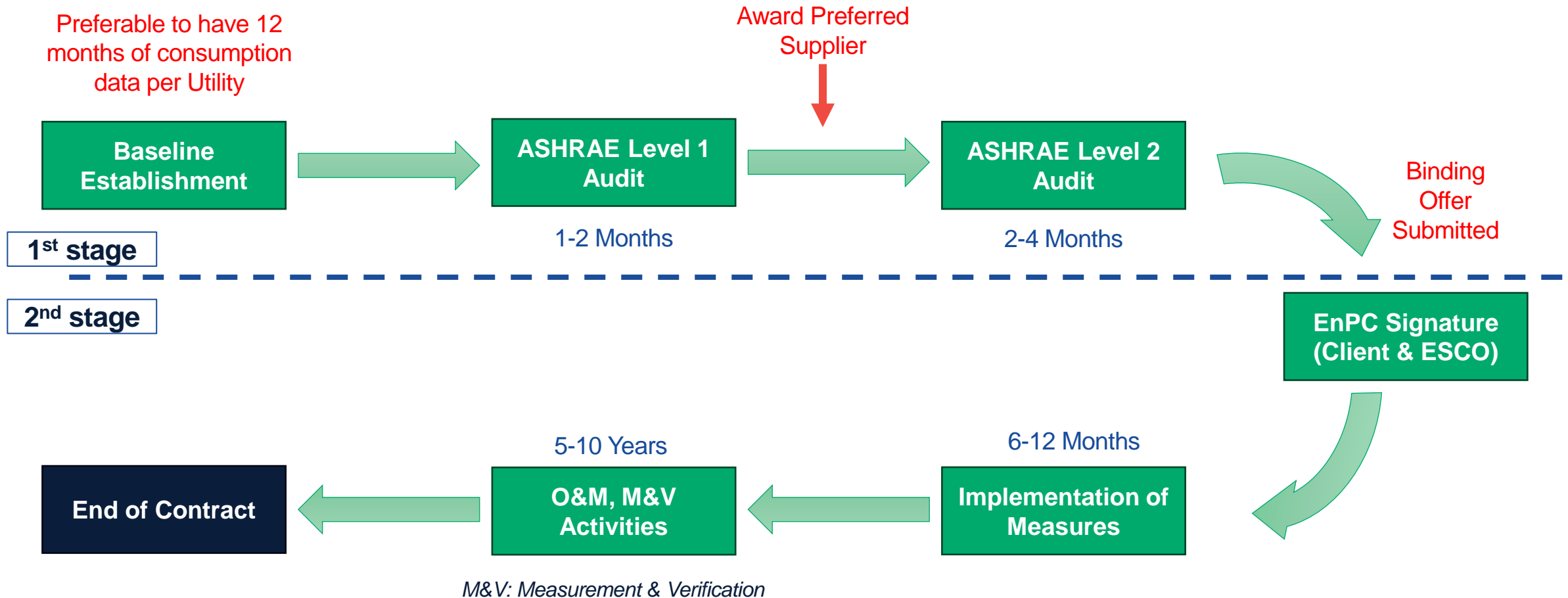


@thisisoq | oq.com

Energy Excellence ESCO Model for Buildings



ESCO business model is based on En Performance Contracting (EnPC) which consist of 2 stages; firstly, data gathering, audit and initiative identification, secondly the implementation, monitoring and verification.



Energy Efficiency solutions in RPI facilities can help us reduce 9099MT of CO2 emissions and save over \$1.1m annually

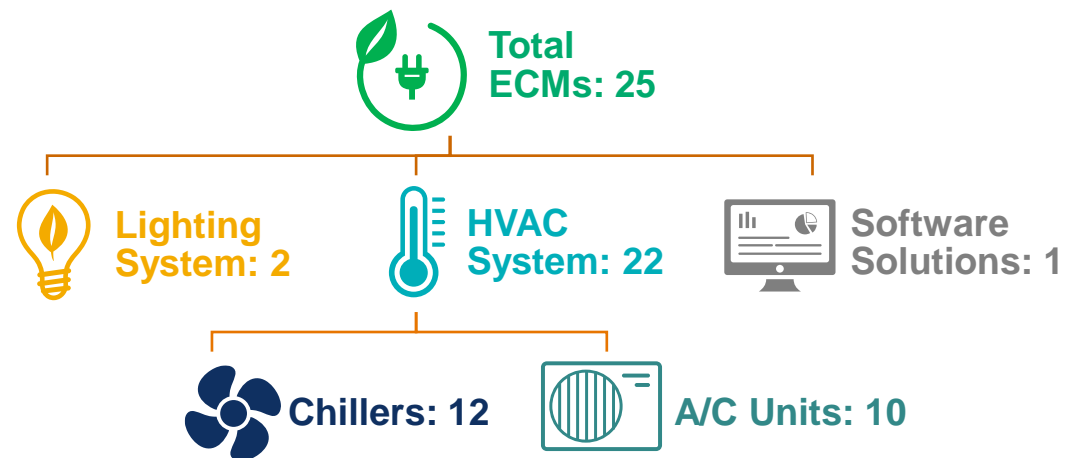
150 Buildings in scope
Admin, Offices, Substations, Labs, Control Buildings etc

Proposed Energy and Emissions Savings:

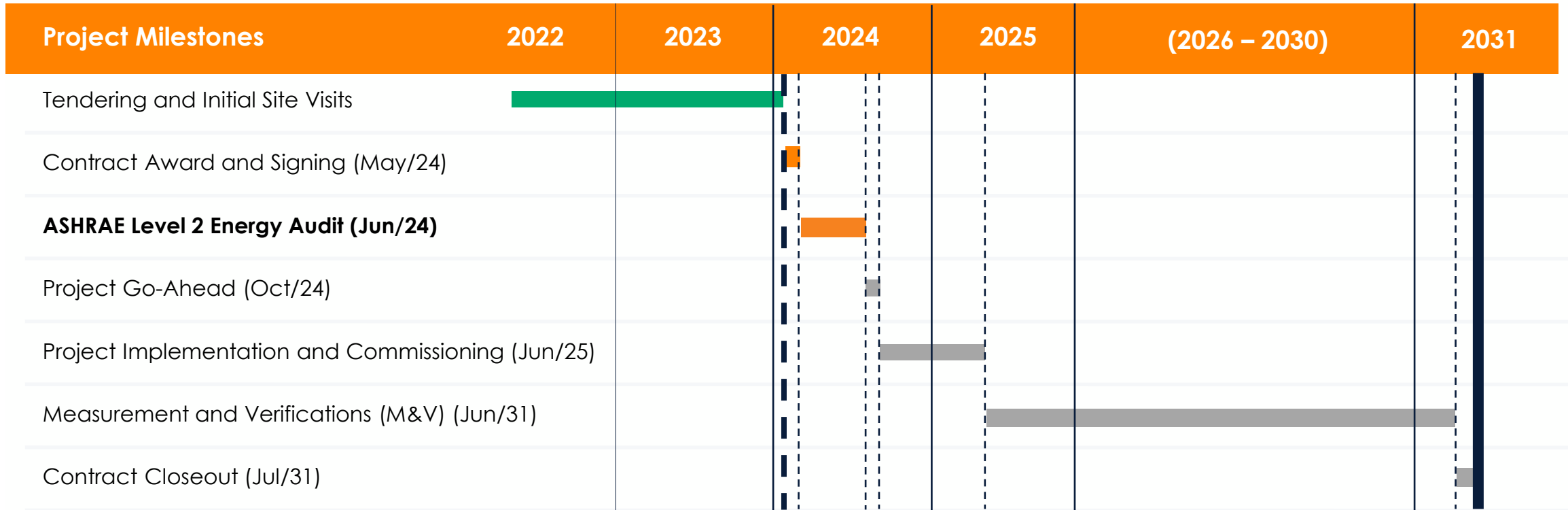
 **Energy Savings: 30%**

 **CO2 Emissions Reduction: 9099 MT**

Energy Conservation Measures (ECMs):



The RPI Non-Technical EE project is currently in IGA with implementation to be completed in 2025









**Enabling Oman's
Energy Efficiency through
SuperESCO model**



Multiple benefits unlocked from Energy Efficiency (EE), with significant impact expected by 2030

—Cumulative estimated benefits by 2030 from EE —

	 Government buildings	 Commercial & industrials
 Gas saved	~858 MMm ³	~3665 MMm ³
 Emissions avoided	2.4 MtCO ₂	7.8 MtCO ₂
 Costs savings	From energy subsidies	OMR 27 M
	From energy bills	OMR 87 M
 Gas monetization	From Gas sales locally	>OMR 46 M
	From LNG export	>OMR 109 M


Key benefits

-  Local ESCOs market activation
-  Climate sustainability enhancement
-  Socio-economic impact generation

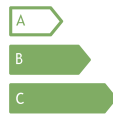
Oman Super ESCO will develop ESCO market in Oman by playing a leading role in the Energy Efficiency ecosystem



BENEFITS OF A SUPERESCO



Instantly unlock demand
in the public and private sector,
stimulating the local ESCO ecosystem



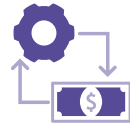
Set energy efficiency standards
for contracting and project delivery,
building trust and maximizing savings



Give access to affordable finance
Unlocking projects at better rates
through state backing & aggregation

Project proposal (530 MW): expected 25% efficiency on Government buildings

Financial Metrics:



OMR 185.5 m
Project Cost



%15.25
Project IRR



OMR 61.28 m
Project NPV



6 years
Payback Period

Expected Savings on Government Buildings



25%
Energy Savings
by 2030



2.4 Mton CO₂
Emission reduction
from 2025 to 2030



OMR 14.65 m
Avg annual savings
from 2025 to 2030



OMR 25.8 m
Subsidy savings
from 2025 to 2030

Project proposal for phase 1 : expected 25% efficiency improvement Government buildings (5-10 Buildings)

Financial Metrics:



OMR 3.5 m
Project Cost



%15.42
Project IRR



OMR 1.6 m
Project NPV



6 years
Payback Period

Expected Savings on Government Buildings



4.77 MMm³
Annual Gas
Savings



13 Kton CO₂
Annual Emission
Reduction



OMR 0.55 m
Annual Savings
in Electricity Bill



OMR 0.86 m
Subsidy Savings
from 2025 to 2030

Project proposal for phase 2: expected 25% efficiency on 60 MW Government buildings (30-50 buildings)

Financial Metrics:



OMR 21 m
Project Cost



%15.42
Project IRR



OMR 9.4 m
Project NPV



6 years
Payback Period

Expected Savings on Government Buildings



28.6 MMm³
Annual Gas Savings



80 Kton CO₂
Annual Emission Reduction



OMR 3.32 m
Annual Savings in Electricity Bill



OMR 5.15 m
Subsidy Savings from 2025 to 2030



@thisisoq | oq.com

OOQ

*Thank you
Alan Freeman*